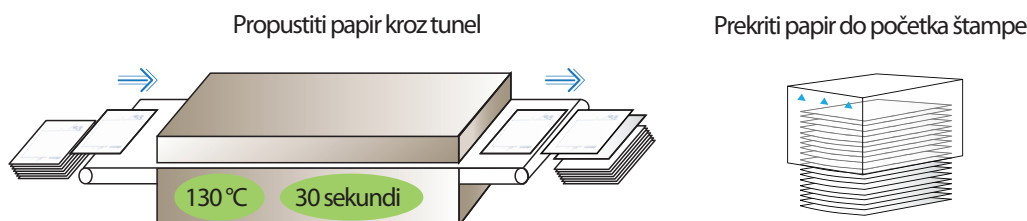


# Preslikači na hladno

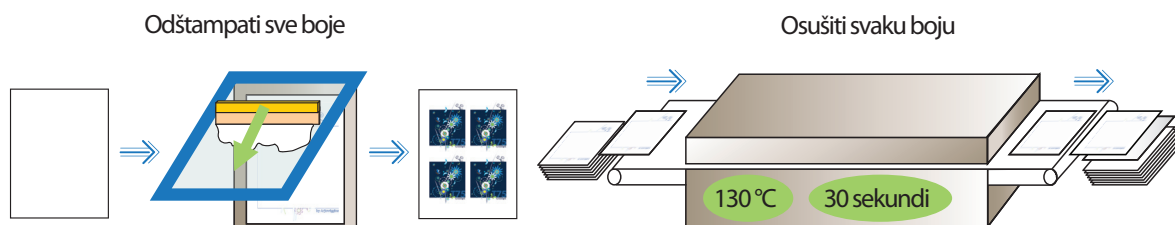
korak 1



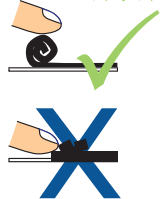
korak 2



korak 3

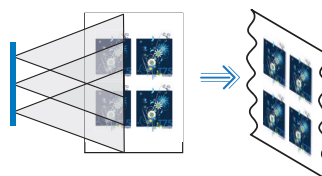


Napraviti test osušenosti otiska




Prekriti otiske posle svake boje zbog preciznijeg pasovanja

Nakon poslednje boje, nanosi se štampajuće lepilo ili lepilo u prahu radi bolje otpornosti na pranje i habanje.

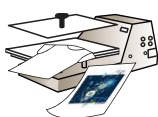


Odštampane otiske spakovati u plastičnu kesu


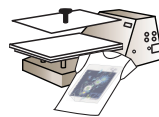


korak 4

Transfer preslikača možete uraditi i 6 meseci nakon štampe



170 - 180°C  
2,5 - 3 Bar  
5 - 15 Sekundi



Sačekajte dok se potpuno ne ohladi

**SYMBOL**

**Subotica**  
Tel: +381(0) 24 643100  
symbol@symbol.rs

**Beograd**  
Tel: +381(0) 11 3478262  
www.symbol.rs

**GRAPHIC CENTER**

**Zagreb**  
Tel: +385(0) 1 2987044

office@graphiccenter.hr  
www.graphiccenter.hr